


# Thermal Imaging Technology for Temperature Screening

The Calibir™ GXF thermal cameras offers outstanding infrared imaging performance in a robust, tiny package. With great sensitivity, outstanding dynamic range for wide temperature coverage, and factory-calibrated radiometric performance, Calibir delivers accurate, repeatable temperature data for thermal applications.

- » 640 x 480 or 320 x 240 resolution, up to 60 fps
- » <50 mK NETD, radiometric factory calibration
- » Multiple ROIs
- » Multicamera synchronization via Gigabit Ethernet
- » Sapera and CamExpert software for power, flexibility and control



**CALIBIR Thermal Camera**






# Features for Temperature Screening



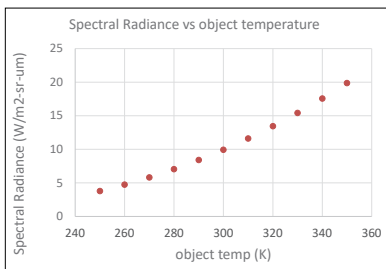
## THRESHOLDING WITH LUT

Calibr GXF and its control software allow you to set your own LUTs (look up tables); with this control, you can mark certain temperatures with color while leaving the rest monochrome. For example, show everything between 38 and 41°C as red.




## FRAME AVERAGING FOR EXTRA PRECISION

Calibr GXF supports a smart frame averaging feature that can be tuned in order to minimize reading noise according to your tolerance to movement allowing any detection system to reach extremely low NETD values.



## RADIOMETRIC/THERMOGRAPHIC CALIBRATION

Calibr GXF has nonuniformity correction and is factory calibrated with a proprietary flux/temp base algorithm to account for black-body/Planck's Law (IR flux from an object does not change linearly with object temperature). The result is camera output that is linear with IR flux, and each output color or grey level corresponds to a unique object temperature, simplifying your system.



(Left) Third Party sensor with low DR  
(Right) Calibr sensor with high DR to retain fine detail

## SUPERIOR DYNAMIC RANGE

Calibr GXF has an exceptional range of over 600°C with consistent NETD <0.05°C, enabled by an advanced 21-bit ADC design that still allows easy signal calibration and unprecedented radiometric detail. For the much smaller range of elevated skin temperature screening (~30°C to 45°C), Calibr GXF can output an 8 bit (sub)range of values for convenient integration that still has 21-bit precision and accuracy.



## REGIONS OF INTERESTS (ROIs) AND METADATA

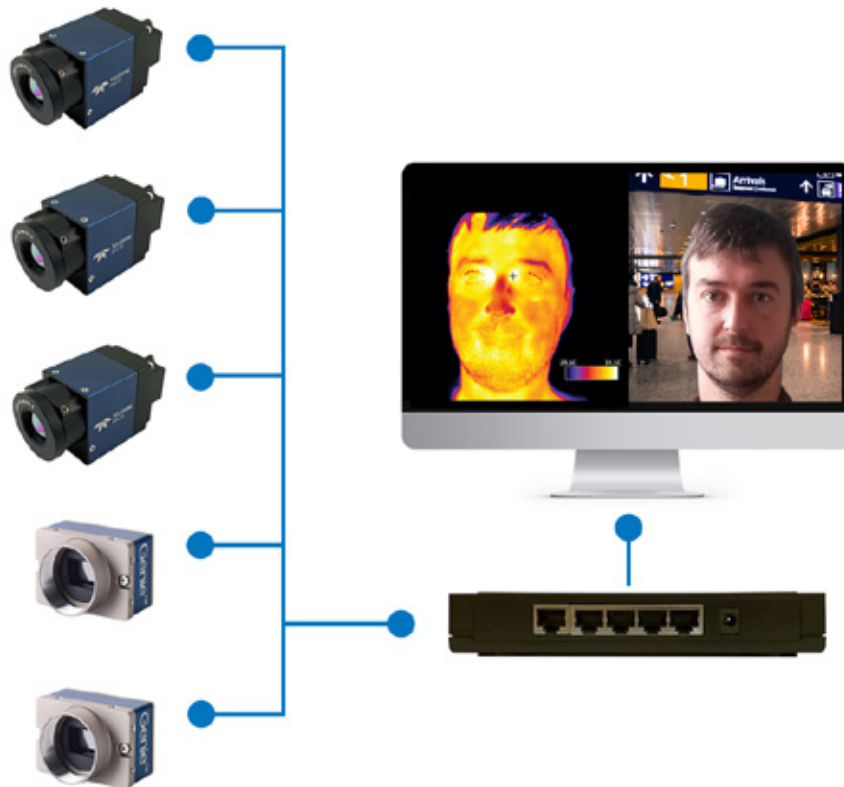
Up to two Regions Of Interest (ROIs) can be defined inside the camera: size and location, the Min/Max/Average temperatures in each ROI can be displayed as well as the Min/Max/Average indication on the entire image. All this information is available in an easy to use metadata protocol to launch an alert or can be used with other types of image sensor (like visible CMOS sensor for identification for example). Metadata with ROIs temp information can be added to the image buffer.

# Thermal Imaging for Temperature Screening



## Sapera and CamExpert Software Power and Control

- » Choose 8/16 bit output, monochrome or YUYV color
- » Set up to 2 user-defined ROIs (>3x3 pixels) with Min/Max/Average temp—add metadata to image buffer
- » Upload user defined Color maps (e.g. “blood” LUT)
- » Synchronize and trigger multiple cameras over GigE—combine visible & IR on the same network



### Americas

Boston, USA  
+1 978-670-2000  
sales.americas@teledynedalsa.com

### Europe

Krailling, Germany  
+49 89-89-54-57-3-80  
sales.europe@teledynedalsa.com

### Asia Pacific

Tokyo, Japan  
+81 3-5960-6353  
sales.asia@teledynedalsa.com

Shanghai, China  
+86 21-3368-0027  
sales.asia@teledynedalsa.com

Teledyne DALSA has its corporate offices in Waterloo, Canada. Teledyne DALSA reserves the right to make changes at any time without notice. © Teledyne DALSA 2020/11/25

[www.teledynedalsa.com](http://www.teledynedalsa.com)

 **TELEDYNE IMAGING**  
Everywhere you look™