

Xineos-2329

CMOS Flat X-ray Detectors for Mammography



Key Features

- 49.5 μ m square 3T PPD radiation-hard CMOS active pixel design
- 23x29cm active area
- X-ray stack optimized for high resolution imaging in mammography, specimen analysis, etc.
- "Dynamic saturation" for application specific settings (patent pending)
- 14-bit image data in DBT-mode; 16-bit image data in Full Field Digital Mammography (FFDM)
- ≤ 2.8 mm chestwall edge distance
- Low power consumption
- Undetectable ghosting for typical clinical dose rates
- GigE interface for ease of integration
- Offset, Gain and Defect Pixel Correction (Win7 64-bit library)
- Long life time with stable performance
- Software to support detector factory calibrations

Applications

- Full Field Digital Mammography
- Digital Breast Tomosynthesis
- Contrast-Enhanced Mammography
- Dual Energy Mammography
- High-Resolution Scientific and Industrial X-ray Imaging

Xineos Flat X-ray Detectors: Better Images, Lower Dose

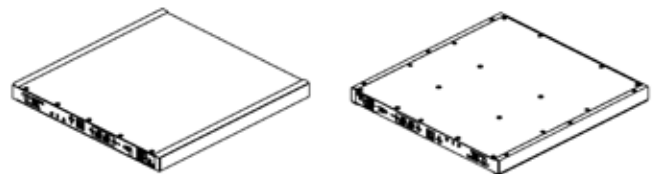

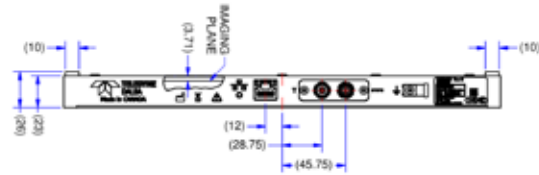
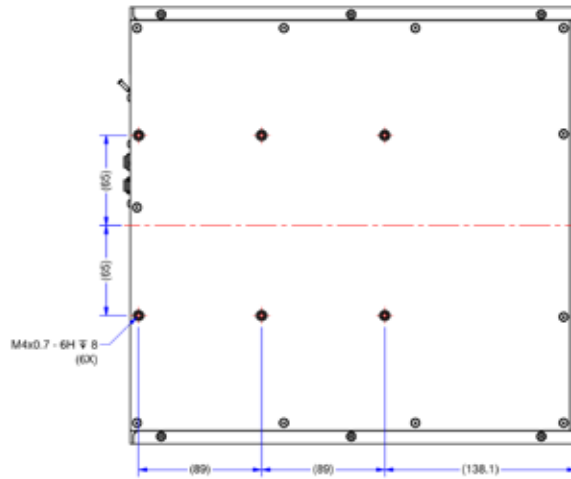
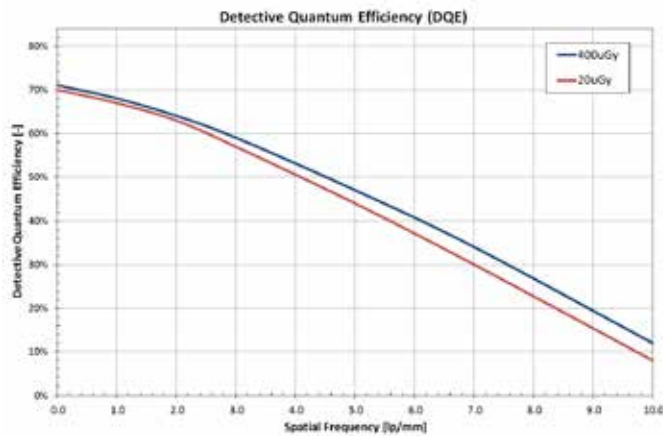
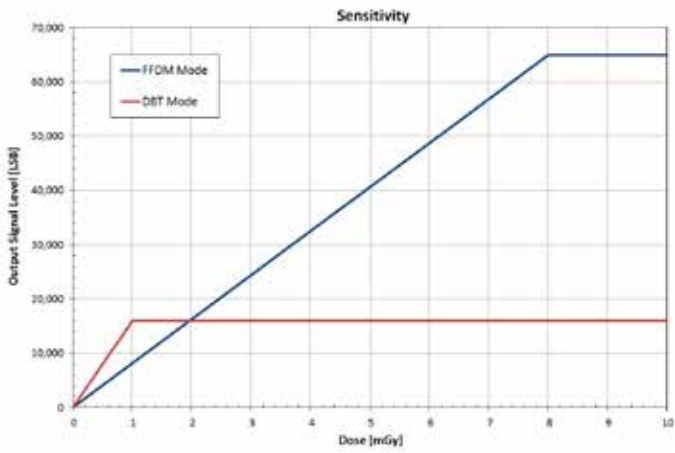
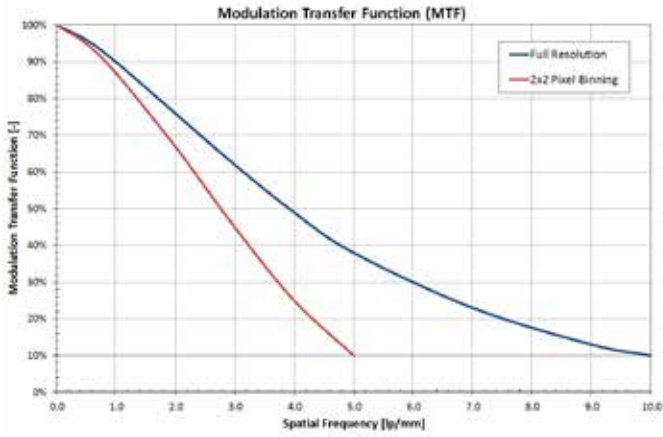
The Xineos-2329 CD42M222 CMOS X-ray detector is specifically designed to address the very demanding needs of X-Ray mammography applications with just one detector suitable for both static FFDM (Full Field Digital Mammography) and dynamic DBT (Digital Breast Tomosynthesis) modes. The imaging performance of the detector exceeds the current industry benchmarks, while it provides several unique features.

Teledyne DALSA advanced CMOS detector delivers unsurpassed low dose DQE at operational speeds, which allow for easy implementation of emerging modalities like DBT dual-energy imaging, etc. Proven radiation-hard design ensures stable and reliable performance over the product lifetime. For X-ray conversion, a high quality CsI scintillator is used.

	FFDM mode	Specifications (Typical Values @ RQA-M2)	DBT mode
Pixel Pitch		49.5 μ m	
Active Area		228x292mm	
Resolution		4608(H) x 5888(V)	
Binning Support		1x1/ 2x2	
Scintillator		Medical-grade columnar CsI	
MTF @ 1lp/mm / 5 lp/mm		90% / 37%	
DQE(0)		70%	
Data Interface		Gigabit Ethernet (GigE)	
Saturation Dose	8mGy		1mGy
Dynamic Range	87dB		73dB
ADC Conversion	16-bit		14-bit
Frame Readout Time	<500 msec		<125msec
Maximum Frame Rate	2fps		8fps
Chest Wall Distance		≤ 2.8 mm	
Trigger Modes		External, Master / Slave	
X-Ray Energy Range		All mammography modalities	
Power Consumption (active)		<20W	
Dimensions (WxHxD)		322x315x23mm	
Weight		3.4kg	

Xineos-2329

CMOS Flat X-ray Detectors for Mammography



www.teledynedalsa.com

Americas

Waterloo, ON
+1 519-886-6000
sales.sensors@teledynedalsa.com

Europe

Eindhoven, The Netherlands
+31 40-259-9000
sales.sensors@teledynedalsa.com

Asia Pacific

Tokyo, Japan
+81 3-5960-6353
sales.sensors@teledynedalsa.com

Shanghai, China
+86 21-3368-0027
sales.sensors@teledynedalsa.com

Teledyne DALSA has its corporate offices in Waterloo, Canada
Teledyne DALSA reserves the right to make changes at any time without notice. Teledyne DALSA © 2018.



Part of the Teledyne Imaging Group